



RicoRock[®] INC.
better waterfalls, by design

2021 Product Catalog

*Because a pool
has to be fun!*

Cover shot shows the Texas and Tennessee Waterfall kits combined to make a natural looking feature. Pool owner Thomas G of New Braunfels, TX had a sculptured concrete waterfall built when the pool was new but had it torn out because “it looked like wet sandbags.” The second waterfall, shown right, was built of natural stone but leaked so bad it could not be repaired. RicoRock is working well.



“Kids had a great b-day party. 4 Foot Double got tons of use!”
- Brent U. in TN, Installer: Rocky Top Formations LLC



“We’re loving our Loveseat Grotto & slide combination with steppers. It’s our vacation at home! I hope this helps others make the decision to go with RicoRock. We’re so glad we did!”
- Homeowner Stephanie F. in MD



The 4 Ft Double with a custom lift kit was a dramatic addition to this pool.
Picture courtesy of Heather W., Round Rock, Texas. (Pictured above.)

Kids love to play in waterfall and the surface of RicoRock is very user friendly. RicoRock waterfalls are made of a reinforced concrete that is strong enough to climb on if properly installed. (Pictured below.)




“Everyone just loves jumping off the Grotto.”
- Dennis G. in FL, Installer: Heartland Commercial Pool Services, FL





“We like RicoRock because it adds value to the swimming pool... At the end of the day we sell more pools.” - Chris Bradford, Leisure Pools

“I realized my intimidations (toward RicoRock) were unfounded and now several guys on our team including myself are confident we can do the work ourselves for our next project.”
- Allan Barr, Quality Pools and Patios, GA



“I have never had a customer who didn’t love the RicoRock product. I am glad I don’t have to deal with the headaches of natural stone.”
- Gary Pivorotti, Westmoreland Pools, PA.




Kelly Norman of South Texas Pools is the premier waterfall builder for the area called the Valley of south Texas and he used natural stone exclusively until he discovered that RicoRock was easier, more predictable and did not have the leakage issues of natural stone.




“We install many salt water pools and use only RicoRock products because of their natural look and unmatched durability in a salt water environment”
- Nathan Mathews, Artisan Pools & Outdoor Living

Designer Waterfalls and More

Modular Waterfalls	Pages 6-13	
One Piece Waterfalls, Jumping Rocks, Coping & Boulders	Pages 14-19	
Creative Ideas & Lighting	Pages 20-25	
Recent Custom Grotto Projects	Pages 26-27	
Grotto Options	Pages 28-31	
Rock Features for Waterslides.....	Pages 32-35	
Custom Grottos, Caves, Projects & Products	Pages 36-45	
Theming & Urethane	Pages 46-49	
Color Options & FAQ	Pages 50-51	



Slide Packages -
pg 32



Urethane Products -
pg 48



What makes RicoRock different?

Faux rock has a bad reputation because there are a lot of rock products made of resins and plastics that are not suitable for outdoor waterfalls. Ironically we make excellent Urethane panels (see pgs 48, 49) but do not make waterfalls from this product because sunlight and pool chemicals deteriorate the surface in just a few years.

Our waterfalls are made of a **high tech concrete mix** using materials

similar to those found in natural stone and the reduced weight is a major improvement for shipping and installation. RicoRock designs have contoured shapes that direct even a small water flow into a nice cascade.. Plus they don't leak. Over 12,000 installations of our product in the past 15 years proves it is the preferred method of pool waterfall construction for hundreds of companies.



How It's Made

RicoRock waterfalls have realistic character and detail because they are molded from natural rock formations. Our R&D process relies on decades of experience and our designs include cascades, sheet waterfalls, and grottos in several rock styles.

Who Installs?

RicoRock is sold wholesale thru pool product distributors. The majority of our dealers are pool companies who only install for their own projects.

We have a network of independent contractors that construct custom projects or assist pool companies on complex projects and this usually involves travel.



Installation for Waterfall Kits

Kits have individual cast boulders that weigh up to 150 lbs for most designs. Masonry skills are needed for a permanent installation on a concrete pad. Multiple base pieces allow for flexible installation.



Custom Installation

Custom projects are labor intensive and require special skills to properly install using steel reinforced concrete.





Coastal Coating & Resurfacing, FL

4 Foot Double

WF 4FT

[VIEW ON OUR WEBSITE](#)

Powerful, but tranquil at the same time, the 4 FT Double is our most popular waterfall kit.


This double waterfall is perfectly scaled for a swimming pool because it is wide and has several layers that create a sheet waterfall on the left and a cascade on the right. Multiple base pieces allow it to be installed on a radius or corner.

“The waterfall is awesome.”

– ML in Montreal, QC



Structure AJM Inc.



Swimming Pools Services, AL



2



3



4

S&D Pools, TX

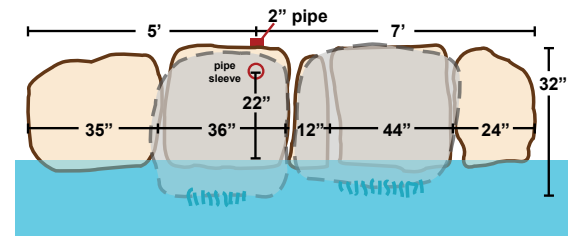
1. Shown with additional boulders.
2. Texas Fieldstone with 13" Coping.
3. Heavy rust acrylic color was added
4. Limestone color

Aquamar Pools, Puerto Rico



**Footprint
Base Pieces**

Height: 48 inches
Flow: 60-80 gpm
Weight: 2,000 lbs
Heaviest Piece: 240 lbs



"We added this waterfall for the grandkids but we enjoy it so much even when they are not here. My husband's grandmother who is 97 years old comes over all the time to relax by the waterfall. We had the pool 10 years before we added the waterfall and it makes all the difference."

- Marilyn, Orlando, FL



1

Texas Two Step

WF TX2

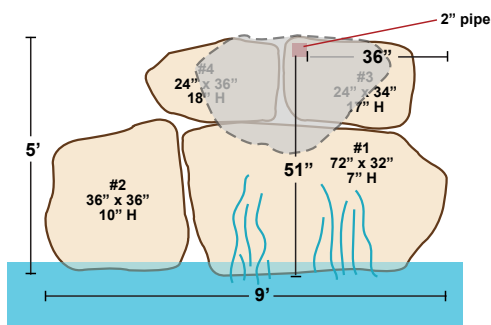
For nature lovers there is nothing like a relaxing boulder waterfall on a pool. RicoRock is easier to install than natural boulders, without the leaks.

Base pieces have a 3 inch notch for a built-in look on vinyl pools or for pool remodels.

1. Western sandstone color.
2. Limestone color pattern.
3. Shown with extra boulder on the left

[VIEW ON OUR WEBSITE](#)

Footprint Base Pieces



Height: 26 inches
Flow: 15-30 gpm
Weight: 1,200 lbs
Heaviest Piece: 200 lbs



Texas Waterfall Guy, TX



Coastal Coating & Resurfacing, FL

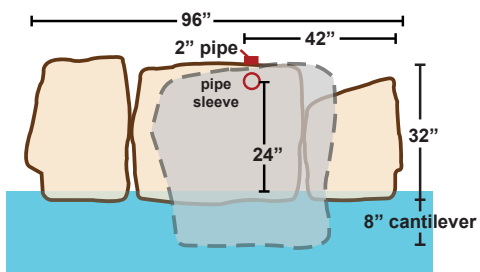
3 Foot Modular

WF 3FT

This mid-sized waterfall has been a classic for many years and features a clear sheet waterfall if there is enough water flow.

Shown here in Limestone color pattern right and below, gray granite in lower right.

[VIEW ON OUR WEBSITE](#)



Footprint Base Pieces

Height: 36 inches
Flow: 40 - 60 gpm
Weight: 1,200 lbs
Heaviest Piece: 240 lbs



Lonestar Fiberglass Pools, TX
Joel Sandoval, photographer



Pool Captain, FL



Surf Side Pools, TX



Rock shims were used to level this installation since the deck sloped severely.

Tennessee Ledger

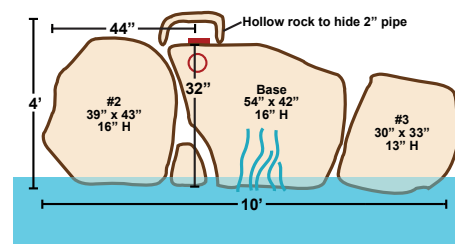
WF TNL

The sound of a babbling brook livens up a pool setting. This waterfall is molded from rocks of the Blue Ridge Mountains and looks great with even a small water flow.

Base piece has a 3-inch notch for a built-in look. The filter pump can be used as a water supply in most cases. Shown above in Fieldstone color pattern.

[VIEW ON OUR WEBSITE](#)

Footprint Base Pieces



Height: 32 inches
Flow: 20 - 40 gpm
Weight: 1,200 lbs
Heaviest Piece: 240 lbs



Stream Section

STREAM

Want to walk in front of the waterfall instead of behind it? The Stream Section is usually installed with the Tennessee Ledger Waterfall kit and Steppers.

The top color pattern is Western Sandstone and the bottom pic is Texas Fieldstone.

[VIEW ON OUR WEBSITE](#)



Barrier Reef Pools, TX

The Stream Section has a main piece that weighs about 250lbs set in a thick layer of mortar. Four Steppers are used as a lift kit and transition to the deck.





Freestyle Pools & Spas, Inc. FL

Bellaire Landscaping Inc., Canada



4 Piece Ledger

WF 4PC

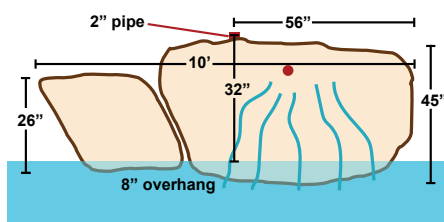
Simple is sometimes better. This low profile waterfall is a best seller because it is a good size for most pools and the splash of the cascade has a natural effect.

Shown above with extra coping boulders to the right and left.



[VIEW ON OUR WEBSITE](#)

Footprint Base Pieces



Height: 22 inches
Flow: 15-40 gpm
Weight: 900 lbs
Heaviest Piece: 300 lbs

Lift Kit for 4 Piece Ledger



Standard or custom lift kits make the 4 Piece Ledger taller and more dramatic. The maximum overhang is 10 inches; it is not intended to be used as a grotto.

28 Inch Ledger Waterfall

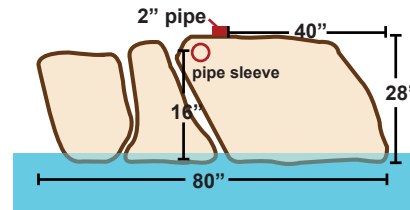
WF 28IN

This low profile waterfall has a ledger style. The look and sound of the sheet waterfall is determined by water volume. Multiple base pieces allow for installation on a radius.

[VIEW ON OUR WEBSITE](#)



Blue Haven Pools, AL & FL Locations



Footprint Base Pieces

Height: 28 inches
Flow: 20-30 gpm
Weight: 800 lbs
Heaviest Piece: 180 lbs

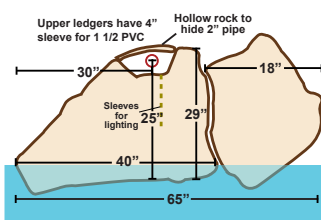
Florida 3 Step

WF FL3S

Even a small waterfall adds sparkle and fun to a backyard pool. Usually, the existing pool pump is diverted to run the waterfall so there is no additional operating expense.

There is a 3-inch lip on the front piece to make the waterfall look built-in to an existing deck. The waterfall is finished on the backside and plumbing is completely hidden.

Footprint Base Pieces



Height: 24 inches
Flow: 10-20 gpm
Weight: 500 lbs
Heaviest Piece: 100 lbs



Lonestar Pools, TX

[VIEW ON OUR WEBSITE](#)

[VIEW ON OUR WEBSITE](#)

Stairway Waterfall

The Stairway Waterfall is a simple cascade of water that is an affordable alternative to a masonry waterfall. It is DIY friendly—no mortar needed and there is a large access panel on the back for plumbing. It weighs 200-300 lbs so it is inherently stable although it can be secured to a deck. 5ft 8in wide x 3ft 10in deep x 28in high



Harambe Waterfall

Does this look like the rounded shoulders of a great ape to anyone else? Just a small playful waterfall that will add fun to the pool for decades. 70in wide x 45in deep x 24in high



Caleb's Spring

This low profile waterfall weighs about 200 lbs and looks good with a low water flow but can handle 20-40 gpm for a whitewater cascade. All of these waterfalls are inherently stable because of their weight but the joint where they meet the deck is usually caulked or mortared.



Jumper Plus

The Jumper Plus features a small cascade on one side. Shown here with optional LO3 boulder.

The 2 inch return pipe is hidden with small flat rock, included, and plumbing in backside is hidden with small hollow rock. The bottom edge is 4 inches wide so it can be mortared to a deck.



Blue Haven Pools, AL

[VIEW ON OUR WEBSITE](#)



Top View - Jumper Plus dimensions:
67" wide, 32" deep, 32" high



Chris, Heather G., Ponte Vedra, FL

Jumping Rocks

Jumping into a pool is one of the most enjoyable things about having a pool and a single Jump Rock or a waterfall like the 4 Ft Double shown here makes it easy. The surface of RicoRock has a better grip than natural rock and feet first jumping is much safer than a diving board.

We encourage everyone to post and enforce rules about head first diving since it is not easy to use good judgement when you are having fun.





9 Inch Coping/Waterline

RicoRock Coping/Waterline creates a rustic old world look and is user friendly. The **9 Inch Coping** was used on the beam with **8 Inch Tile** used as pavers and **3 x 9 Inch coping** used on the outside edge. A mixture of the new Natural Color Patterns is shown here with no added Acrylic Stain (*more about color on pg 50.*)

[VIEW ON OUR WEBSITE](#)



Safety codes require a handhold in some situations. Coping can work but it should slope towards the pool to prevent seepage.



8 Piece set covers 8 linear feet

Waterproofing should be applied to the pool shell prior to mortaring waterline rock of any kind. Two coats are needed. RicoRock Waterproofing is a fast drying hydraulic cement formula available in 5-gallon pails. Our coping products can be cut with a grinder type tool.

Installation Tips

A rich mortar applied to the beam and the coping will make a durable bond.

A mastic joint like Deck-O-Seal is recommended where the deck meets the coping (right).



13 Inch Coping/Waterline

CWL 13IN



The 13 Inch Coping/Waterline is larger; it's designed to cover 12 inch pool beams and extend below the waterline. It works well with in-ground pools, both new construction and remodels.

Shown here in Fieldstone Color.



[VIEW ON OUR WEBSITE](#)



A 6 piece set covers 7 linear feet

3x9 Inch Coping

CWL 3x9

[VIEW ON OUR WEBSITE](#)

9 Pieces cover 6 linear feet. Intended for vinyl liner pools, remodels and installations with pool tile. Using RicoRock coping allows for design harmony by not having too many

hardscape treatments. All RicoRock products are made of a high density concrete mix that resists damage to freeze thaw.



Vans Development, MI



Jump Rocks

[VIEW ON OUR WEBSITE](#)

These large boulders below make for good seating or jumping rocks. Both weigh about 250 lbs and have a better texture than most natural stones.

NOTE: Boulders sit level with a 2 inch wide edge on the bottom that can sit on a concrete deck or can be secured with construction adhesive or mortar. Two inch overhang over the pool is recommended; minimum 4 ft water depth. **NO DIVING** signs needed for shallow pools.



Jump L02 67"W x 32"D x 24"H



Jump J1 53"x41"x22"



Q23 40"x19"x13"

A wide variety of boulder sizes and styles are available for pool edges and landscaping.

A complete catalog is available online at ricorock.com/modularboulders

Submerged Boulders

Rocks intended to go underwater are special order and are sold hollow. Dealers must fill the boulders with concrete to avoid stagnant water.



FunScape, PR

RB3
60"x38"x16"



RicoRock Tech Support
Trinidad

Rushmore Boulder filled with concrete & installed 2-3" below waterline.





QN10
35"x25"x14"+9"



QN11
30"W x 15"D x 8+9"H



QN26
47"x28"x12"+8"



QN27
36"x26"x11"+7"

Quartz Boulders

Mostly smaller boulders with lots of hard edges and detail. These boulders are also used in the 3 Ft Modular & 4 Ft Double Waterfall Kits.

As Notched Boulders they extend 9 inches from the beam and go below waterline. Also available Filled with a flat bottom so they can be mortared to a flat deck or stacked.

[VIEW ON OUR WEBSITE](#)



Five steppers are available, see more info on page 35.



The L01 is our largest boulder, shown below with an umbrella sleeve. Weighs about 350 lbs. 85" x 50" x 23"





Mark Hegedus of Coastal Coating and Resurfacing, Jacksonville, FL has been one of our top 5 dealers for at least 5 years running. He has a passion for building waterfalls that brings fun to pool owners in the Jacksonville, FL area. He has a unique style of grotto building and uses our coping product to create a castle stone feeling.






"I am extremely happy with the outcome and even better created quite a friendship with the homeowners, who for 6 months now send me pictures and texts every couple of weeks about how much they thoroughly enjoy their backyard.

As a side note, I am impressed with the quality of service from your company. I had questions for Juan several times during this installation. He was very helpful and I never felt like I was bothering him."

-Allan Barr Quality Pools & Patio, GA

"This is one of our largest RicoRock waterfall installations. We think it looks amazing!" - Pisces Pools, IL





Creative Pool Builders in North Carolina used only natural stone in the past but finds RicoRock better for most pool applications.

Installation above mixes small natural boulders seamlessly into various waterfall kits on this vinyl liner pool.



Christian Spires of Creative Rock Formations created a loose feeling natural look using boulders from the Texas and Tennessee Waterfall kits.



One of several projects built by Tom Bench, The Texas Waterfall Guy, in the island country of Trinidad.



We can help design and recommend RicoRock product for a lagoon pool like this one, which was built by our tech support crew as a training seminar for our dealers fifteen years ago.



This indoor project won a national design award for Aqua-Tech and features several standard waterfalls crafted to work together. **“We have been a RicoRock dealer for almost 15 years now. It’s the most realistic faux rock available and you’re assured the**

water returns to the pool. I’ve also been very happy with the service....with special thanks to Juan in the Florida location.”
- Glen MacGillivray/Co-Owner Aqua-Tech Winnipeg, Manitoba



This custom grotto won numerous awards for Bellaire Landscaping, Ontario, Canada. **“We like RicoRock for the quality and durability of the product, attractive appearance and versatility. It allows us to create dramatic water features tailored to each individual project.”** - Olivia, Bellaire Landscaping, Ontario, Canada



RicoRock is very popular in Canada because of its durability. We discount shipping to offset the dollar exchange rate.



Lighting adds interest to the waterfalls in the evening hours. LED lights work well but some models do not meet local pool codes. 1/2" LED lights can be installed to sync with pool lights from several manufacturers.

Newer RicoRock kits have channels so light cords can be hidden and changed out as needed. Light cords should go in a flexible conduit, 1" diameter needed for some LED's



Coastal Coating & Resurfacing, FL



Coastal Coating & Resurfacing, FL



Before

Cheatham Funhouse

This remodel of an existing pool features a wide variety of RicoRock products. There is minimal Acrylic color, none at all in the coping. A construction video is available at: <https://ricorock.com/cheatham>

The home is used as an Airbnb and the pool environment is by far the biggest attraction.






Photo by Rising Creative



Super sized commercial water features are now being built with patented technology from Crystal Lagoons that allows for swimming pools several acres in size, without heavy chemical sanitization. The first two pools built in Texas in Humble and Texas City both feature custom RicoRock grotto/waterfalls.

The digital design above is by Ahmed Groenefelt who does digital design for RicoRock. Overall design by Heidt Design, FL. kga DeForest Landscape Architects, DL Meacham contractor, Watts Pools as subcontractor.





Creative Rock Formations, NC

Loveseat Grotto

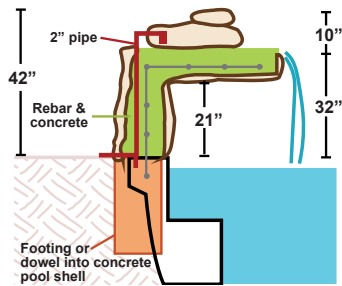
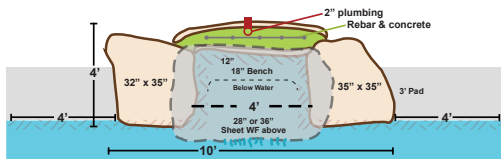
WF LSG

Want a cozy place to sit behind a waterfall sheet? This waterfall is designed to fit around a pool seat but can be adapted to fit a radius or other application.

Engineered construction with #4 rebar and five inches of concrete provides a high level of safety.

[VIEW ON OUR WEBSITE](#)

Footprint Base Pieces



Blue Haven, AL



This kit features cast rock pieces on top and bottom with a steel reinforced concrete core.

The Loveseat Grotto is available with either a 24" or 36" weir.

5 Foot Triple

Besides a dramatic main waterfall sheet, there are two side waterfalls as part of this waterfall design. The rocks were molded from Limestone boulders so it is big and blocky.

This is an older model design but was recently upgraded to be lighter with an improved plumbing layout. This model needs at least 80 GPM water flow for a robust sheet waterfall.

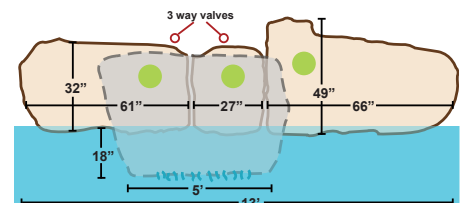
The grotto lid has steel reinforced concrete so it is safe for over 500 lbs.



Backyard Specialties by Mike's Concrete, TX



Footprint
Base Pieces





Lonestar Fiberglass Pools, TX

Component Grotto

The Component Grotto is a **structural product** that requires experience with steel reinforced concrete to install properly.

Typical engineering is available but some cities may require wet stamped plans and codes vary.



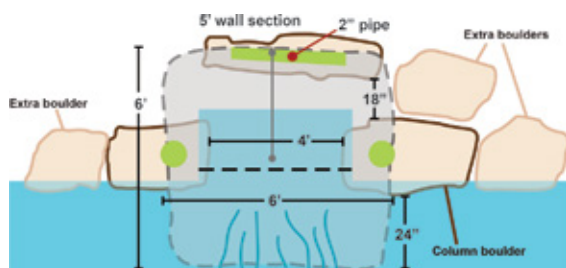
Surfside Pools, TX



Pools and Spas of Milford, DE

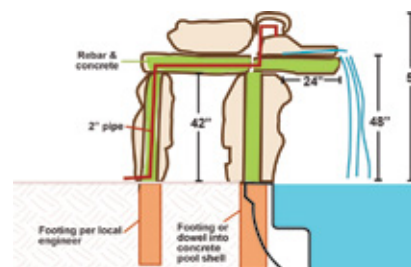


Roger Brocker, Rocky Top Formations, MO
for Clark's Swimming Pools, DE



The Component System includes various column and wall sections for the vertical support and grotto sections for the top structure.

*A 9 ft wide grotto assembly is available;
designed for a 6 ft wide pool seat.*



Construction Tips

Experience with steel reinforced concrete is important and tech support from experienced installers is available. This is a very efficient structural grotto, about 2 yards of concrete mix is required, 2-3 days to install.

The Foundation should be a concrete pad, if a 4 inch pool deck is used it may cause stress cracks. Ideally a 6 inch pad with reinforcing is best for the combined weight of cast rock and concrete.



1. Columns are clam shell pieces wired to a rebar column.



2. Columns should be strapped and braced before filling with concrete.



3. Bottom grotto lids rest on columns; dowel into columns.



4. Top requires 1 yard of concrete. Note T brace under front grotto.



5. Place weir in fresh concrete or mortar the next day.



6. Extend plumbing into basin; set additional small boulders as needed.

15' Fiberglass Slide Package

Several companies offer a 15' fiberglass waterslide as their premium product but they do not have an access ladder. A Component Grotto Waterfall works well with this slide.

Image on the right shows the **deluxe package** which includes component grotto extended version, rock panels for the back side, gap rocks and 3 piece staircase.

Juan Pablo Rodriguez, right, installed this 15 Ft Slide package for South Texas Pools. Juan is an independent contractor and travels extensively to install custom residential projects from his home base in central Texas.




Note: Suggested packages. Slides sold through pool distributors.



10' Fiberglass Slide Package

Image on the left shows Loveseat grotto, rocks on both sides of slide, gap rocks, and staircase up to slide with four steppers. Image on the right shows a 4 Foot Double and a Component Grotto.



Step Options

Modular Staircase Pieces are available to be mortared in place or filled with concrete to provide access to fiberglass waterslides. All three main pieces required for a 15 ft slide and only one main piece plus steppers for other slide configurations.

Sleeves are built into the base pieces to anchor posts for handrails on either or both sides. Rails can be wood, steel or carved concrete faux wood but are not included and may be subject to local building codes.



Rocky Top Formations, MO



Westmoreland Pools, PA

Steppers

Steppers are sold hollow but can be foam filled by special order. They are easy to cut and adapt to any setting.

Stepper 1 is 52" x 42" x 15" high the others are 7 1/2" high

S2 is 41" x 33"

S3 is 34" x 19"

S4 is 46 x 24"

S5 is 49" x 42"



Custom Concrete Steps

Rock making skills are needed to create custom steps but steppers and cast pieces for the risers simplify things and only joints and treads need hand texture.



Bob's Pools, Inc. PA

Large fiberglass slides of 28 ft or more are available for custom projects. Deck Slides with built-in ladders are a less expensive option. Tube slides are offered by some contractors.

Making the slide look built into the rock is difficult, the following page shows two techniques used by our dealers.



Castle Pools, FL




Creative Rock Formations, NC





Custom Grottos

A grotto adds mystery to a swimming pool and the height allows for a dramatic waterfall. Unlimited variations are possible. Usually there is 3-4 ft of head room above the water for a grotto and at least 7 ft for a walk-in cave. Large openings are needed in warm climates to allow for air circulation.






Besides the visible upgrades, this man cave in VA. features 12 ft. high ceilings, hidden doors, a bathroom, A/C and floor heat. The 34 ft span required special engineering using steel beams.

Custom Caves

A man-cave is the ultimate luxury for a pool. It can provide a place to relax and openings can frame interesting views. We have achieved remarkable efficiencies with construction and for the cost of a large pile of natural boulders as featured on reality tv programs a structurally sound functional cave can be built on any pool.





*Ken Gibson
Waterfalls By Design
Tampa, Florida*

Ken has been building custom rockwork and providing tech support to other dealers for over 15 years. He innovates with new masonry products to provide the highest quality finishes.



Allgood Outdoors, Landscape Architect.



*Rigoberto Banuelos
Rock Images LLC
Vero Beach, Florida*

Rigo has over 30 years of experience working on high-end rock projects and is a master at creating dramatic rock formations.




Charlotte Pools and Spas, NC




*Christian Spires
Creative Rock Formations
Charlotte, NC*

"It's been a great 15 years using your product and I thank you for it. I love what I do and I hope it shows!"



Rocky Top Formations LLC, MO for Allison Companies, TN



*Roger Brocker
Rocky Top Formations LLC
St. Louis, Missouri*

Roger specializes in grotto construction, especially using fiberglass slides. He travels as needed and has over 10 years of experience as a custom RicoRock installer.





These projects were built by our parent company in California starting in 1979. The principal and key craftsmen are still with the company.

RRCM now focuses on mostly commercial projects from a home base in Texas.



Regardless of the legacy he left behind, Hugh Hefner had a significant impact on the pool industry with the famous Playboy Grotto built in 1971.

Our signature project is Hefner's Playmate House, across the street from the mansion. This remodel won a gold medal from the National Spa Pool Institute (now the APSI).



1. Jamaica Jewel Waterpark, Runaway Bay, Jamaica
2. Creation Museum, Covington, KY
3. Estate, from 1980's, Pasadena, CA
4. Pool remodel, Beverly Hills, CA
5. Radisson Aruba, EDSA Designers
6. Residential pool, Anaheim Hills, CA
7. Residential lagoon pool, 1989, Temecula, CA
8. Grotto built on barge, 1988, Cincinnati, OH





Cenote: Inspired by the natural caverns in the Yucatan Peninsula of Mexico this man made cenote has a clear span of almost 30 feet using a steel reinforced concrete structure much like a bridge. Most structural engineers prefer to design pool caves as concrete vaults but bridge

design allows for large openings, convenient to circulate air for the hot Texas summers.
A stream waterfall adds fun to the cave interior.



Club Westside, Houston, TX, Progressive Commercial Aquatics



Margaritaville, Falmouth, Jamaica



City Park Pool, Mesquite, TX



Jacana Wellness Resort, Suriname, South America

There are 4 main series of rock panel and boulder styles used for custom rockwork. The newest molds are Fractured Granite, FG series.

Fractured Granite FG Series

These panels have high relief, up to 18" and are great to veneer walls because they create a 3D effect. They blend well with other panel styles.



Rushmore Panels

Rushmore panels are low relief but sharp corners and are ideal for cave construction because they minimize concrete backfill and do not interfere with wall space.



Limestone Panels

Limestone panels and boulders work best horizontally because of strong strata lines.



See the complete product line at ricorock.com/custom-frc-products/

C Boulders

C boulders can create a stacked boulder effect but requires more material and longer installation time.





Concrete Backfill

Backfilling GFRC castings with concrete is the standard construction method and there are several techniques commonly used. Plywood or pegboard forms can be used with plastic chairs maintaining the minimum thickness of concrete (left). Hillside construction requires caissons to anchor the structure; the cantilevered grotto lid shown here is not bonded to the pool beam to allow movement. (right).



EPS foam blocks are useful for freestanding structures (left).

Castings can be used as in-place forms and shotcrete applied to the backside for freestanding walls (right)



Plastic lathe is superior to traditional metal lathe for gaps between panels. Plastic zip ties in place of tie wire greatly reduces rust issues. (right)

Concrete can be hand mixed but a small line concrete pump is a time saver for larger projects. The area between castings is a water course area and will be waterproofed before texture. (lower left).

Hand texture of gaps is required; using a mortar the same color as the castings makes coloring easier. (lower right). Alex Rosales, lower left, is now manager of the Texas office. Sergio Torres, lower right, is the lead rock artisan for RR Construction Management, he has 35 years of experience.



This steel frame structure along the 91 Freeway in Cerritos, CA is over 25 years old and this recent picture shows it to be in good shape without maintenance. Built by the parent company of RicoRock Inc.



This structure at our Texas location is considered a temporary structure since it is built on pallet racks bolted to a concrete foundation. It has stood 13 years without cracks or maintenance although it may not withstand hurricane conditions like the more expensive heavy steel frames.





Veneer

Our new FG castings have greatly improved the look of wall veneers because there is enough relief that elaborate steel frames are not needed for a 3-D look. The wall above is part of the wave pool at a new waterpark in Trinidad. RicoRock tech support assisted crews from Hampton Marketing Ltd.

Castings are secured every 2-3 ft with ½" anchor bolts; the small square of yellow lathe holds mortar needed to hide the exposed bolt. Randy Phillip, right, is a long time tech support person for the Caribbean based in Trinidad.



Besides urethane panels for theming effects our cast concrete products can also be used for added durability and a more realistic feel. Coping can be used for an old world masonry effect, right.



Coastal Coating and Resurfacing, FL



Murals can have a 3D quality with a rock outcropping. (Bottom left photo credit Elevated Jeep, Houston, TX.)

Rock panels can also be used as a design element to contrast with contemporary finishes such as this retail store in Austin, TX. (Bottom right and top left photo credit: Design by Outdoor Voices)



Climbing Walls

Our Limestone panels have the most natural handholds; the FG and Rushmore series are more challenging and amateur rock climbers will need typical climbing wall handholds. RicoRock cast concrete product can be secured to a wood or steel frame or backfilled with concrete. Urethane panels are not a good option for climbing walls and the installer assumes all liability, we only supply product.



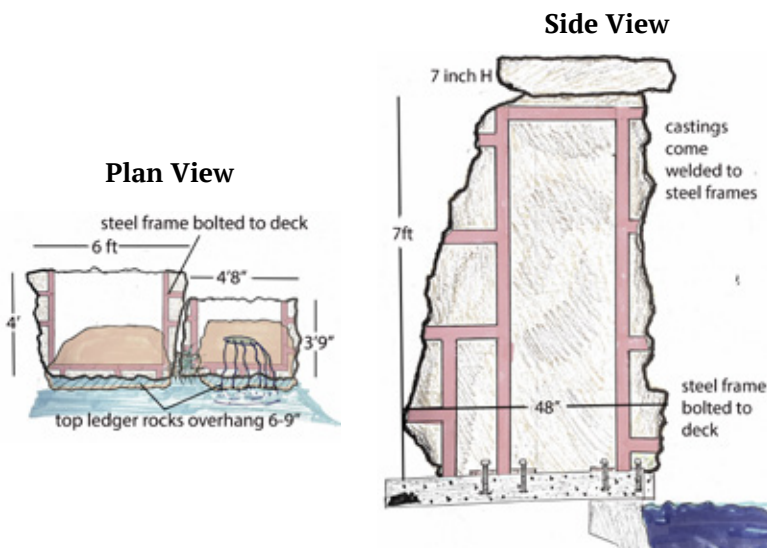
CLIMBING WALLS



kga DeForest Design, DL Meacham, GC

Sectional 7 Foot Climber

This standard product is sold as two sections with an internal steel frame using angle iron. It can be installed with a forklift or pallet jack, maximum weight of each section is 1,500 lbs. 6ft minimum pool water depth is recommended.



Urethane Castings

Most of our panels and boulders are available in a hard shell urethane with foam backing; great for indoor projects but outdoors they will deteriorate with time. Our molds give the product great detail and the urethane properties make it super lightweight, only one pound per square foot. Zayvian Camacho, far right, is our primary design/fabrication guy for this product line.



Urethane rock veneer is good for wine cellars, retail applications and even a bowling alley designed as a mine shaft, above.

Creative Rock Formations





A wood frame stud wall system is the best structural support for Urethane Panels. Cutting is easy with a one handed reciprocal saw and they can be attached to a wood frame with a screw and washer although a nail gun can also be used. Cutting for a tight fit is recommended and joints can be blended with modified dry wall paste. Boulder castings work well for corners and cantilevers and several panel styles are available.





The most natural and long lasting color patterns have **integral color in the concrete**, both with our product and all other cast concrete. The two primary color patterns are **Gray Granite and Limestone**. We only use a small amount of a dark stain as an antique effect and a small amount of a Rust color for the Limestone as an accent although it can be left off by special request.

We no longer encourage dealers to add accent colors because it often is too strong and is difficult to remove.

All Acrylic Stains will fade with time. The more stain that is added the more the fading will be visible; usually in a just a few years.


If a Sandstone or Fieldstone color pattern is chosen we recommend a **Sealer like Deck O Shield**, available on line or with an order. The water based sealer should be applied a week or more after installation because it protects the Acrylic Colors but also seals the mortar joints, which are sometimes a source of calcium deposits.

Other integral colors can be ordered at extra expense. Tan colors and brown tones have been used in the past, mostly on larger projects.




Classic Color Patterns

Like natural rock, there are many variations within each pattern. Dealers often add accent colors but it is hard to remove the Acrylic Stain color.




Limestone

Our default color. An off-white base with some rust accents.



Western Sandstone

Western Sandstone has reddish, rust & antique notes.




Oklahoma Sandstone

Oklahoma Sandstone has golden amber, rust & antique tones.



Gray Granite

Medium gray with antique accents.



TX Fieldstone

Strong reddish brown and rust accents with mottled antique patterns.



FL Fieldstone

Strong rust accents with black antique tones.

Frequently Asked Questions

How long will the color last?

The project on the right was built by our parent company over 20 years ago and has not been re-painted; the owners like the aged patina the concrete has. The accent colors we apply will fade and sometime owners want color touch-ups in 3-5 years; RicoRock Acrylic Stain is easy to apply and is sold retail. See our YouTube video: Rock stains by RicoRock.



How durable is RicoRock?

Properly installed all the waterfalls are safe to climb on and the surface is not slippery like some natural rock. Because they are made of a dense concrete mix they hold up well to salt systems and pool chemicals although extremely acidic water will deteriorate any concrete surface including RicoRock.



Can a safety cover work with a RicoRock waterfall?

Threaded inserts allow for eye bolts and a cable to secure a pool cover but these inserts must be installed at the factory, they cannot be installed on site although inserts can be drilled into surrounding deck or coping.



Is there a warranty?

There is a five year limited warranty on RicoRock Modular Products when you register the product; it does not cover the installation portion. Our Dealers are all independent contractors and responsible for workmanship, licensing, insurance and engineering issues. Pictured on the right is our first e-mail customer from 2001.






RicoRock^{INC.}
better waterfalls, by design

www.ricorock.com • 888-717-3100 • info@ricorock.com
327 Thorpe Rd, Orlando, FL 32824 • 205 East I.H. 10, Seguin, TX 78155



@ricorockinc

This portable grotto was built on a steel frame for the Chinese new year at a Las Vegas strip hotel. A portable structure is a good option for small custom jobs where we do not have experienced installers.



Because
a pool
has to be
fun!

